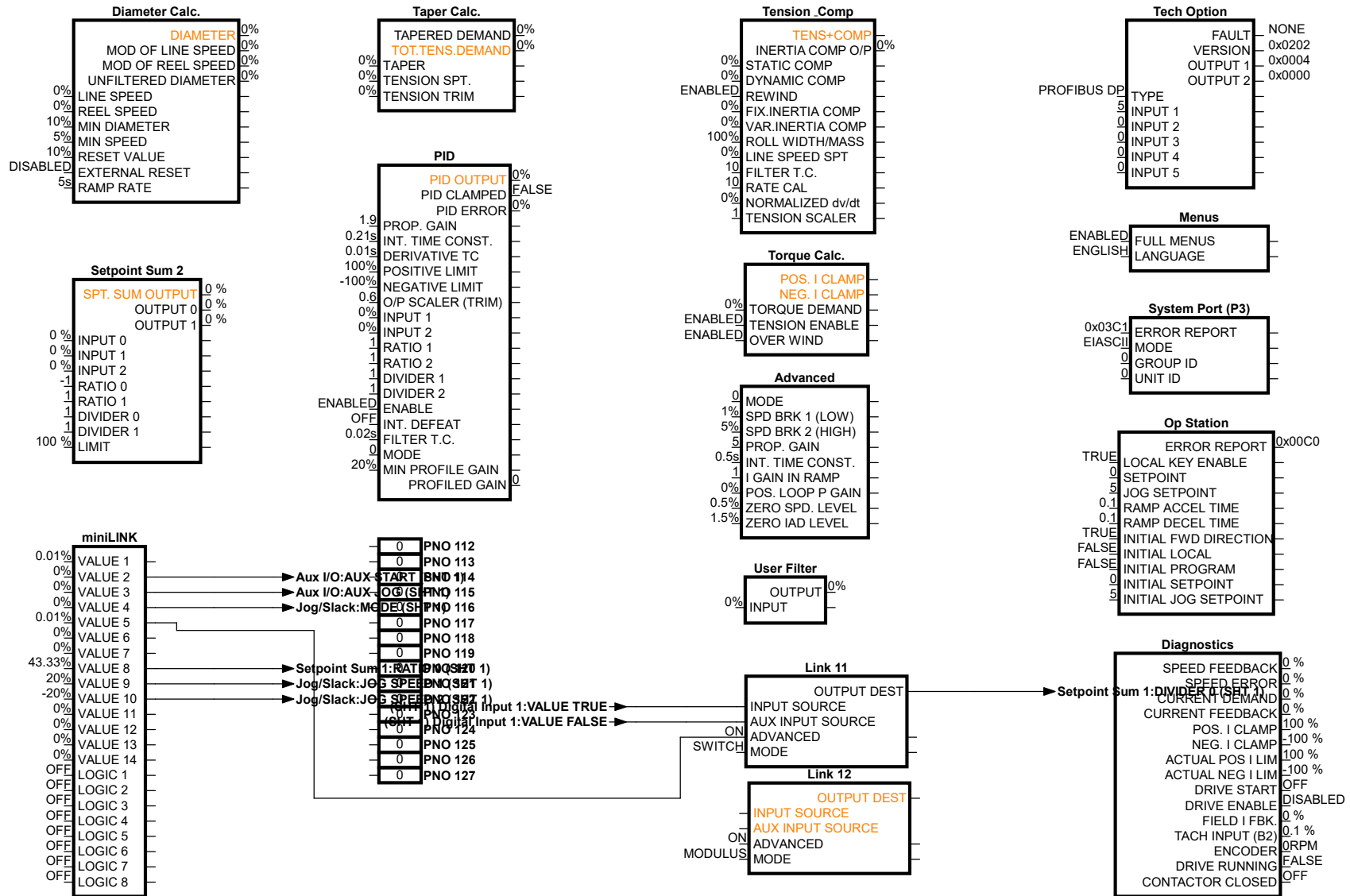


Configuration for version 7.x 590 Plus drive.

***NOTE:** Inputs and Outputs in **Orange** text must be connected to another function block to be processed.

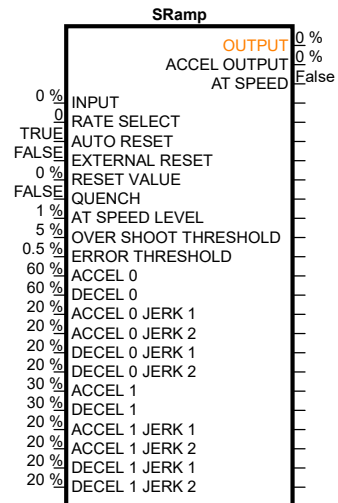
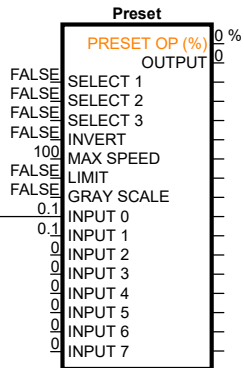
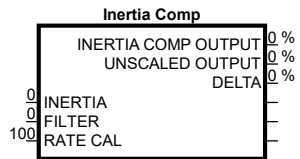
DWN			SIZE A	DWG. NO.	RFA
CHK		/1/T590v7_1.590.002	ISSUE		23 Nov 20
APP			SCALE	SHEET	1 OF 3
EDIT	LOC				



Configuration for version 7.x 590 Plus drive.

***NOTE:** Inputs and Outputs in Orange text must be connected to another function block to be processed.

DWN			SIZE A	DWG. NO.	RFA
CHK		/1/T590v7_1.590.002	ISSUE		23 Nov 20
APP			SCALE	SHEET	2 OF 3
EDIT	LOC				



HEALTHY →

Configuration for version 7.x 590 Plus drive.

***NOTE:** Inputs and Outputs in Orange text must be connected to another function block to be processed.

DWN		SIZE A	DWG. NO.	RFA
CHK		/1/T590v7_1.590.002	ISSUE	23 Nov 20
APP		SCALE	SHEET	3 OF 3
EDIT	LOC			